




## 1. What is your job title within your organization?

	Response Count
	7
answered question	7
skipped question	1



## 2. In what year was your organization founded?

	Response Count
	7
answered question	7
skipped question	1

### 3. In what region is your organization located?

		Response Percent	Response Count
Northeast (Pennsylvania, New Jersey, New York, Rhode Island, Connecticut, Massachusetts, Vermont, New Hampshire, Maine)		12.5%	1
Midwest (North Dakota, South Dakota, Nebraska, Kansas, Minnesota, Iowa, Missouri, Wisconsin, Illinois, Indiana, Michigan, Ohio)		0.0%	0
South (Texas, Oklahoma, Arkansas, Louisiana, Mississippi, Tennessee, Kentucky, Alabama, Georgia, Florida, South Carolina, North Carolina, Virginia, West Virginia, DC, Maryland, Delaware)		25.0%	2
<b>West (Washington, Oregon, California, Idaho, Montana, Wyoming, Nevada, Utah, Colorado, Arizona, New Mexico, Hawaii, Alaska)</b>		<b>62.5%</b>	<b>5</b>
U.S. Territory (American Samoa, Guam, Northern Marianas, Puerto Rico, U.S. Virgin Islands)		0.0%	0
More than one region		0.0%	0
<b>answered question</b>			<b>8</b>





#### 4. How many paid employees does your organization currently have? Include full-time and part-time employees.

		Response Percent	Response Count
0		37.5%	3
1-5		62.5%	5
6-10		0.0%	0
11-20		0.0%	0
21-50		0.0%	0
51-100		0.0%	0
More than 100		0.0%	0
		<b>answered question</b>	<b>8</b>
		<b>skipped question</b>	<b>0</b>

## 5. What percentage of your paid employees is currently employed full-time?

		Response Percent	Response Count
No paid employees		50.0%	4
Less than 25%		37.5%	3
25-50%		12.5%	1
51-75%		0.0%	0
More than 75%		0.0%	0
		<b>answered question</b>	<b>8</b>
		<b>skipped question</b>	<b>0</b>

**6. How many volunteers does your organization currently have? Include interns.**

		Response Percent	Response Count
0-5		12.5%	1
6-10		0.0%	0
<b>11-20</b>		<b>50.0%</b>	<b>4</b>
21-50		25.0%	2
51-100		12.5%	1
More than 100		0.0%	0
		<b>answered question</b>	<b>8</b>
		<b>skipped question</b>	<b>0</b>




**7. In U.S. dollars, what was the amount of your organization's annual operating budget for its most recent completed fiscal year?**

		Response Percent	Response Count
Less than 10k		12.5%	1
10k to under 25k		25.0%	2
25k to under 50k		0.0%	0
50k to under 100k		12.5%	1
<b>100k to under 250k</b>		<b>50.0%</b>	<b>4</b>
250k to under 500k		0.0%	0
500k to under 1,000,000		0.0%	0
1,000,000 to 5,000,000		0.0%	0
5,000,000 and more		0.0%	0
		<b>answered question</b>	<b>8</b>
		<b>skipped question</b>	<b>0</b>

**8. Approximately what percentage of your organization's total (gross) revenue during its most recent completed fiscal year came from the below income sources? Do not include in-kind contributions.**

	0%	1 to 10%	11 to 20%	21 to 30%	31 to 40%	41 to 50%	51 to 60%	61 to 70%	71 to 80%	81 to 90%	91 to 100%	Percentage unknown	Rating Count
Federal	<b>85.7%</b> <b>(6)</b>	14.3% (1)	0.0% (0)	0.0% (0)	0.0% (0)	0.0% (0)	0.0% (0)	0.0% (0)	0.0% (0)	0.0% (0)	0.0% (0)	0.0% (0)	7
State	<b>42.9%</b> <b>(3)</b>	<b>42.9%</b> <b>(3)</b>	0.0% (0)	0.0% (0)	0.0% (0)	0.0% (0)	14.3% (1)	0.0% (0)	0.0% (0)	0.0% (0)	0.0% (0)	0.0% (0)	7
Local (city/town)	40.0% (2)	<b>60.0%</b> <b>(3)</b>	0.0% (0)	0.0% (0)	0.0% (0)	0.0% (0)	0.0% (0)	0.0% (0)	0.0% (0)	0.0% (0)	0.0% (0)	0.0% (0)	5
Foundation	14.3% (1)	14.3% (1)	14.3% (1)	14.3% (1)	<b>28.6%</b> <b>(2)</b>	0.0% (0)	14.3% (1)	0.0% (0)	0.0% (0)	0.0% (0)	0.0% (0)	0.0% (0)	7
Corporate	<b>33.3%</b> <b>(2)</b>	<b>33.3%</b> <b>(2)</b>	16.7% (1)	0.0% (0)	16.7% (1)	0.0% (0)	0.0% (0)	0.0% (0)	0.0% (0)	0.0% (0)	0.0% (0)	0.0% (0)	6
Individual	12.5% (1)	<b>37.5%</b> <b>(3)</b>	12.5% (1)	12.5% (1)	25.0% (2)	0.0% (0)	0.0% (0)	0.0% (0)	0.0% (0)	0.0% (0)	0.0% (0)	0.0% (0)	8
Earned income	<b>12.5%</b> <b>(1)</b>	<b>12.5%</b> <b>(1)</b>	<b>12.5%</b> <b>(1)</b>	<b>12.5%</b> <b>(1)</b>	<b>12.5%</b> <b>(1)</b>	<b>12.5%</b> <b>(1)</b>	<b>12.5%</b> <b>(1)</b>	0.0% (0)	0.0% (0)	0.0% (0)	<b>12.5%</b> <b>(1)</b>	0.0% (0)	8
Other sources	<b>40.0%</b> <b>(2)</b>	20.0% (1)	0.0% (0)	20.0% (1)	0.0% (0)	0.0% (0)	0.0% (0)	0.0% (0)	0.0% (0)	0.0% (0)	0.0% (0)	20.0% (1)	5
												<b>answered question</b>	<b>8</b>
												<b>skipped question</b>	<b>0</b>

**9. How does the amount of total (gross) revenue during your organization's most recent completed fiscal year compare with total revenue over the preceding 5 years?**






		Response Percent	Response Count
Annual total revenue has been increasing		12.5%	1
<b>Annual total revenue has been decreasing</b>		<b>50.0%</b>	<b>4</b>
Annual total revenue has remained the same (no marked increase or decrease)		37.5%	3
No pattern for annual total revenue (revenue amounts have varied markedly for each year)		0.0%	0
		<b>answered question</b>	<b>8</b>
		<b>skipped question</b>	<b>0</b>








## 10. What do you estimate is the monetary value of the annual in-kind contributions your organization receives?

		Response Percent	Response Count
Less than 1k		12.5%	1
1k to under 5k		12.5%	1
<b>5k to under 25k</b>		<b>37.5%</b>	<b>3</b>
25k to under 50k		12.5%	1
50k to under 100k		25.0%	2
100k to under 250k		0.0%	0
250k and more		0.0%	0
		<b>answered question</b>	<b>8</b>
		<b>skipped question</b>	<b>0</b>








**11. Which of the following most closely describes the primary racial/ethnic composition of your organization's current audience?**

		Response Percent	Response Count
American Indian/Alaska Native		0.0%	0
Asian		0.0%	0
Black/African American		0.0%	0
<b>Hispanic/Latino</b>		<b>37.5%</b>	<b>3</b>
Native Hawaiian/Other Pacific Islander		0.0%	0
White		12.5%	1
Some other racial/ethnic group		12.5%	1
Audience is evenly divided among 2 or more racial/ethnic groups		25.0%	2
Racial/ethnic distribution of audience is unknown		12.5%	1
		<b>answered question</b>	<b>8</b>
		<b>skipped question</b>	<b>0</b>



**12. How does your organization obtain information about its audience? Check all that apply.**

		Response Percent	Response Count
Discussions with staff who reflect audience demographics		62.5%	5
<b>Communication with audience members</b>		<b>75.0%</b>	<b>6</b>
Communication with organizations sharing the same and/or similar audience		50.0%	4
Market research/studies		0.0%	0
Do not collect audience information		12.5%	1
Other (please specify)		25.0%	2
		<b>answered question</b>	<b>8</b>
		<b>skipped question</b>	<b>0</b>



**13. How does your organization communicate with its audience? Check all that apply.**

		Response Percent	Response Count
In-person communication at organization		75.0%	6
In-person communication outside of organization (i.e. community outreach activities)		75.0%	6
Paper mail		12.5%	1
Phone		37.5%	3
Email		75.0%	6
<b>Website</b>		<b>87.5%</b>	<b>7</b>
Social Media		62.5%	5
Do not communicate with audience		0.0%	0
Other (please specify)		0.0%	0
		<b>answered question</b>	<b>8</b>
		<b>skipped question</b>	<b>0</b>

**14. Do you feel that your organization is well-regarded by its local (in geographic terms) community, which may or may not include your current audience?**

		Response Percent	Response Count
Yes		87.5%	7
No		12.5%	1
answered question			8
skipped question			0

**15. Do you believe that your organization's local (in geographic terms) community, which may or may not include your current audience, feels that it is valued by your organization?**

		Response Percent	Response Count
Yes		87.5%	7
No		12.5%	1
Please explain			3
answered question			8
skipped question			0

16. With 1 = strongest, please rank your organization's strengths. If an item listed below is not an organizational strength, check N/A for that item.

	1	2	3	4	5	6	N/A	Rating Average	Rating Count
Mission	12.5% (1)	12.5% (1)	25.0% (2)	<b>50.0% (4)</b>	0.0% (0)	0.0% (0)	0.0% (0)	3.13	8
Staff	12.5% (1)	<b>37.5% (3)</b>	25.0% (2)	12.5% (1)	0.0% (0)	0.0% (0)	12.5% (1)	2.43	8
Board	0.0% (0)	12.5% (1)	12.5% (1)	25.0% (2)	<b>37.5% (3)</b>	0.0% (0)	12.5% (1)	4.00	8
Programming	<b>50.0% (4)</b>	25.0% (2)	0.0% (0)	0.0% (0)	12.5% (1)	12.5% (1)	0.0% (0)	2.38	8
Relationship with community	12.5% (1)	12.5% (1)	<b>37.5% (3)</b>	0.0% (0)	25.0% (2)	12.5% (1)	0.0% (0)	3.50	8
Other	12.5% (1)	0.0% (0)	0.0% (0)	12.5% (1)	12.5% (1)	<b>62.5% (5)</b>	0.0% (0)	5.00	8
								<b>answered question</b>	<b>8</b>
								<b>skipped question</b>	<b>0</b>

17. If your organization has a program or is engaged in an activity that you are particularly proud of, please tell us about it below.

	Response Count
	7
<b>answered question</b>	<b>7</b>
<b>skipped question</b>	<b>1</b>

**18. With 1 = most critical challenge or need, please rank your organization's challenges and needs. If an item listed below is not a challenge or need, check N/A for that item.**

	1	2	3	4	5	6	7	8	9	10	N/A	Rating Average	Rating Count
Financial resources	<b>75.0%</b> <b>(6)</b>	0.0% (0)	25.0% (2)	0.0% (0)	0.0% (0)	0.0% (0)	0.0% (0)	0.0% (0)	0.0% (0)	0.0% (0)	0.0% (0)	1.50	8
Organizational capacity building (e.g. staff, board development)	12.5% (1)	<b>50.0%</b> <b>(4)</b>	37.5% (3)	0.0% (0)	0.0% (0)	0.0% (0)	0.0% (0)	0.0% (0)	0.0% (0)	0.0% (0)	0.0% (0)	2.25	8
Administrative/performance/exhibition space	12.5% (1)	<b>50.0%</b> <b>(4)</b>	12.5% (1)	0.0% (0)	12.5% (1)	0.0% (0)	0.0% (0)	0.0% (0)	0.0% (0)	0.0% (0)	12.5% (1)	2.43	8
Audience development	0.0% (0)	0.0% (0)	0.0% (0)	<b>75.0%</b> <b>(6)</b>	25.0% (2)	0.0% (0)	0.0% (0)	0.0% (0)	0.0% (0)	0.0% (0)	0.0% (0)	4.25	8
Collaboration and networking	0.0% (0)	0.0% (0)	0.0% (0)	12.5% (1)	12.5% (1)	<b>25.0%</b> <b>(2)</b>	12.5% (1)	12.5% (1)	0.0% (0)	0.0% (0)	<b>25.0%</b> <b>(2)</b>	6.00	8
Competition from other culturally specific arts organizations	0.0% (0)	0.0% (0)	0.0% (0)	12.5% (1)	0.0% (0)	12.5% (1)	12.5% (1)	12.5% (1)	0.0% (0)	12.5% (1)	<b>37.5%</b> <b>(3)</b>	7.00	8
Competition from non-culturally specific arts organizations (e.g., "mainstream" arts organizations)	0.0% (0)	0.0% (0)	0.0% (0)	0.0% (0)	0.0% (0)	12.5% (1)	25.0% (2)	0.0% (0)	<b>37.5%</b> <b>(3)</b>	0.0% (0)	25.0% (2)	7.83	8
Obtaining media coverage	0.0% (0)	0.0% (0)	25.0% (2)	0.0% (0)	<b>50.0%</b> <b>(4)</b>	12.5% (1)	0.0% (0)	12.5% (1)	0.0% (0)	0.0% (0)	0.0% (0)	5.00	8
Media's lack of familiarity/understanding of art form	0.0% (0)	0.0% (0)	0.0% (0)	0.0% (0)	0.0% (0)	<b>37.5%</b> <b>(3)</b>	25.0% (2)	0.0% (0)	12.5% (1)	0.0% (0)	25.0% (2)	6.83	8
Other	0.0% (0)	0.0% (0)	0.0% (0)	0.0% (0)	0.0% (0)	0.0% (0)	12.5% (1)	<b>37.5%</b> <b>(3)</b>	0.0% (0)	<b>37.5%</b> <b>(3)</b>	12.5% (1)	8.71	8

answered question 8

skipped question 0

**19. Please rank your organization's capacity building needs, with 1 = most critical need. If an item listed below is not a need, check N/A for that item.**

	1	2	3	4	5	6	7	8	9	10	11	N/A	Rating Average	Rating Count
Maintaining and/or increasing the number of paid staff	<b>50.0%</b> (4)	12.5% (1)	12.5% (1)	12.5% (1)	0.0% (0)	0.0% (0)	0.0% (0)	0.0% (0)	0.0% (0)	0.0% (0)	0.0% (0)	12.5% (1)	1.86	8
Obtaining appropriately skilled staff	0.0% (0)	<b>37.5%</b> (3)	12.5% (1)	0.0% (0)	0.0% (0)	0.0% (0)	25.0% (2)	0.0% (0)	0.0% (0)	12.5% (1)	0.0% (0)	12.5% (1)	4.71	8
Professional development of existing staff	0.0% (0)	0.0% (0)	<b>25.0%</b> (2)	<b>25.0%</b> (2)	12.5% (1)	0.0% (0)	0.0% (0)	<b>25.0%</b> (2)	0.0% (0)	0.0% (0)	0.0% (0)	12.5% (1)	5.00	8
Leadership transition/succession planning	25.0% (2)	25.0% (2)	0.0% (0)	<b>37.5%</b> (3)	0.0% (0)	12.5% (1)	0.0% (0)	0.0% (0)	0.0% (0)	0.0% (0)	0.0% (0)	0.0% (0)	3.00	8
Clarifying and/or refocusing organizational mission and identity	0.0% (0)	12.5% (1)	0.0% (0)	0.0% (0)	25.0% (2)	0.0% (0)	25.0% (2)	0.0% (0)	0.0% (0)	0.0% (0)	0.0% (0)	<b>37.5%</b> (3)	5.20	8
Board development	12.5% (1)	0.0% (0)	25.0% (2)	0.0% (0)	12.5% (1)	<b>37.5%</b> (3)	0.0% (0)	0.0% (0)	0.0% (0)	12.5% (1)	0.0% (0)	0.0% (0)	5.00	8
Financial management assistance (e.g., assistance with budgeting)	12.5% (1)	0.0% (0)	12.5% (1)	0.0% (0)	12.5% (1)	12.5% (1)	12.5% (1)	0.0% (0)	12.5% (1)	0.0% (0)	0.0% (0)	<b>25.0%</b> (2)	5.17	8
Program development and evaluation assistance	0.0% (0)	0.0% (0)	0.0% (0)	12.5% (1)	12.5% (1)	<b>25.0%</b> (2)	12.5% (1)	12.5% (1)	0.0% (0)	0.0% (0)	0.0% (0)	<b>25.0%</b> (2)	6.00	8
Marketing/promotional assistance	0.0% (0)	0.0% (0)	12.5% (1)	12.5% (1)	12.5% (1)	12.5% (1)	12.5% (1)	12.5% (1)	<b>25.0%</b> (2)	0.0% (0)	0.0% (0)	0.0% (0)	6.38	8



Technical support (e.g., website development, use of social media)	0.0% (0)	12.5% (1)	0.0% (0)	0.0% (0)	12.5% (1)	0.0% (0)	12.5% (1)	12.5% (1)	12.5% (1)	12.5% (1)	0.0% (0)	<b>25.0%</b> <b>(2)</b>	6.83	8
Other	0.0% (0)	0.0% (0)	0.0% (0)	0.0% (0)	0.0% (0)	0.0% (0)	0.0% (0)	12.5% (1)	0.0% (0)	12.5% (1)	<b>37.5%</b> <b>(3)</b>	<b>37.5%</b> <b>(3)</b>	10.20	8
<b>answered question</b>													<b>8</b>	
<b>skipped question</b>													<b>0</b>	

**20. Please rank your organization's financial resource needs, with 1 = most critical need. If an item listed below is not a need, check N/A for that item.**

	1	2	3	4	5	N/A	Rating Average	Rating Count
Increase contributed revenue	<b>37.5% (3)</b>	25.0% (2)	<b>37.5% (3)</b>	0.0% (0)	0.0% (0)	0.0% (0)	2.00	8
Increase earned income	<b>25.0% (2)</b>	<b>25.0% (2)</b>	<b>25.0% (2)</b>	<b>25.0% (2)</b>	0.0% (0)	0.0% (0)	2.50	8
Identify new funding sources	<b>37.5% (3)</b>	25.0% (2)	<b>37.5% (3)</b>	0.0% (0)	0.0% (0)	0.0% (0)	2.00	8
Assistance with the grant application process	0.0% (0)	25.0% (2)	0.0% (0)	25.0% (2)	12.5% (1)	<b>37.5% (3)</b>	3.40	8
Other	0.0% (0)	0.0% (0)	0.0% (0)	<b>37.5% (3)</b>	25.0% (2)	<b>37.5% (3)</b>	4.40	8
<b>answered question</b>								<b>8</b>
<b>skipped question</b>								<b>0</b>








**21. If you marked 'Other' in the previous question, please explain:**

	<b>Response Count</b>
	1
answered question	1
skipped question	7

**22. If you have any suggestions as to tools or services that would help you address the organizational challenges and needs that you have identified within this section, please discuss:**

	<b>Response Count</b>
	2
answered question	2
skipped question	6

**23. During the past 2 years, has your organization accessed any of the following services provided by arts service organizations? Check all services that apply.**



		Response Percent	Response Count
Advocacy/policy-related action (e.g., political monitoring, lobbying)		42.9%	3
Contracted/group services (e.g., health insurance, volunteer business services and referrals)		14.3%	1
<b>Convening/networking (e.g., conferences offering opportunities to build networks, share best practices, and learn about arts sector)</b>		<b>71.4%</b>	<b>5</b>
Education/training (e.g., professional development related to organizational capacity building and artistic development)		14.3%	1
Financial support (e.g., grants and scholarships)		57.1%	4
Information/research (e.g., artist directories, peer benchmark information, research on sector trends)		28.6%	2
Promotion/audience development (e.g., marketing, public education and ensuring public access)		28.6%	2

Accessed other arts-related services		14.3%	1
Not Applicable (have not accessed arts-related services during the past 2 years)		14.3%	1
<b>answered question</b>			<b>7</b>
<b>skipped question</b>			<b>1</b>



**24. If you accessed arts-related services during the past 2 years, approximately what percentage of these services were provided by organizations exclusively dedicated to serving culturally specific arts organizations?**

		Response Percent	Response Count
0%		50.0%	3
More than 0 but less than 25%		33.3%	2
25 to 50%		16.7%	1
More than 50%		0.0%	0
Not Applicable (have not accessed arts-related services during the past 2 years)		0.0%	0
<b>answered question</b>			<b>6</b>
<b>skipped question</b>			<b>2</b>









**25. Is your organization a member of one or more arts alliance(s), association(s), or otherwise part of a formal network of arts organizations?**

		Response Percent	Response Count
Yes		33.3%	2
No		66.7%	4
If yes, which one(s)?			4
answered question			6
skipped question			2

**26. Is your organization a member of any other (i.e. non-arts) association(s) or other formal network of organizations?**

		Response Percent	Response Count
Yes		42.9%	3
No		57.1%	4
If yes, which one(s)?			3
answered question			7
skipped question			1



**27. If you and/or other employees of your organization have attended work-related conferences or workshops within the past 2 years, what are the topics of these conferences and workshops? Check all that apply.**

		Response Percent	Response Count
Training specific to artistic discipline		33.3%	2
Program-related (e.g., exhibition or production planning)		0.0%	0
Collections management		0.0%	0
Organizational management (e.g., board development, strategic planning)		33.3%	2
Financial management		0.0%	0
Development/fundraising		16.7%	1
Marketing/communications		16.7%	1
Technology related (e.g., database and software support)		16.7%	1
<b>Networking</b>		<b>50.0%</b>	<b>3</b>
Information on arts sector-related trends		33.3%	2
Other (please specify)		16.7%	1
<b>answered question</b>			<b>6</b>

**28. In their order of importance with 1 = most important, please rank the reasons for attending these conferences and workshops. If an item is not a reason, check N/A for that item.**

	1	2	3	4	5	6	7	N/A	Rating Average	Rating Count
Professional development: artistic	<b>28.6% (2)</b>	14.3% (1)	14.3% (1)	<b>28.6% (2)</b>	0.0% (0)	0.0% (0)	0.0% (0)	14.3% (1)	2.50	7
Professional development: administrative	<b>42.9% (3)</b>	28.6% (2)	0.0% (0)	14.3% (1)	14.3% (1)	0.0% (0)	0.0% (0)	0.0% (0)	2.29	7
Organization capacity building	14.3% (1)	14.3% (1)	<b>28.6% (2)</b>	14.3% (1)	0.0% (0)	0.0% (0)	0.0% (0)	<b>28.6% (2)</b>	2.60	7
Audience development	0.0% (0)	<b>28.6% (2)</b>	14.3% (1)	<b>28.6% (2)</b>	<b>28.6% (2)</b>	0.0% (0)	0.0% (0)	0.0% (0)	3.57	7
Networking	0.0% (0)	14.3% (1)	<b>42.9% (3)</b>	14.3% (1)	28.6% (2)	0.0% (0)	0.0% (0)	0.0% (0)	3.57	7
Other	0.0% (0)	0.0% (0)	0.0% (0)	0.0% (0)	14.3% (1)	<b>42.9% (3)</b>	0.0% (0)	<b>42.9% (3)</b>	5.75	7
Do not attend conferences or workshops	14.3% (1)	0.0% (0)	0.0% (0)	0.0% (0)	0.0% (0)	0.0% (0)	<b>42.9% (3)</b>	<b>42.9% (3)</b>	5.50	7
									<b>answered question</b>	<b>7</b>
									<b>skipped question</b>	<b>1</b>

**29. Are there any topics that are not currently offered by existing conferences and workshops that you would like to see offered?**

		Response Percent	Response Count
Yes		28.6%	2
No		71.4%	5
		If yes, please list:	3
<b>answered question</b>			<b>7</b>
<b>skipped question</b>			<b>1</b>



**30. During the past 5 years, what is the average number of conferences and workshops your organization's employees have collectively attended per year? If your organization has been in existence less than 5 years, provide the average during the period since your organization's founding.**

		Response Percent	Response Count
1-2		28.6%	2
3-5		0.0%	0
5-10		28.6%	2
10-20		14.3%	1
More than 20		0.0%	0
<b>Employees do not attend conferences/workshops</b>		28.6%	2
		<b>answered question</b>	<b>7</b>
		<b>skipped question</b>	<b>1</b>










**31. With 1 = most important, please rank constraints your organization currently faces in accessing the services of arts service organizations. If an item is not a constraint, check N/A for that item.**

	1	2	3	4	5	6	7	N/A	Rating Average	Rating Count
Financial: insufficient organizational resources to support attendance or membership	42.9% (3)	<b>57.1% (4)</b>	0.0% (0)	0.0% (0)	0.0% (0)	0.0% (0)	0.0% (0)	0.0% (0)	1.57	7
Time: insufficient time to attend or participate in services	<b>28.6% (2)</b>	<b>28.6% (2)</b>	<b>28.6% (2)</b>	14.3% (1)	0.0% (0)	0.0% (0)	0.0% (0)	0.0% (0)	2.29	7
Knowledge: lack of knowledge of the existence of arts service organizations	0.0% (0)	14.3% (1)	28.6% (2)	14.3% (1)	0.0% (0)	0.0% (0)	0.0% (0)	<b>42.9% (3)</b>	3.00	7
Relevancy: services currently provided by arts service organizations are not relevant to your organizational challenges, needs or interests	14.3% (1)	0.0% (0)	<b>42.9% (3)</b>	28.6% (2)	14.3% (1)	0.0% (0)	0.0% (0)	0.0% (0)	3.29	7
Language: services currently provided are not offered in a language used by organization staff	0.0% (0)	0.0% (0)	0.0% (0)	14.3% (1)	14.3% (1)	14.3% (1)	0.0% (0)	<b>57.1% (4)</b>	5.00	7
Other	0.0% (0)	0.0% (0)	0.0% (0)	0.0% (0)	0.0% (0)	14.3% (1)	14.3% (1)	<b>71.4% (5)</b>	6.50	7
No constraints to accessing the services of arts service organizations	14.3% (1)	0.0% (0)	0.0% (0)	0.0% (0)	14.3% (1)	0.0% (0)	14.3% (1)	<b>57.1% (4)</b>	4.33	7
									<b>answered question</b>	<b>7</b>
									<b>skipped question</b>	<b>1</b>

**32. In your opinion, what should be the most important activity of arts service organizations to support culturally specific arts organizations in general?**

	Response Count
	7
answered question	7
skipped question	1

**33. Please check all of the following funding sources that have supported your organization during the past 2 years.**

		Response Percent	Response Count
National Endowment for the Arts/National Endowment for the Humanities		12.5%	1
Federal government, non-arts		0.0%	0
State arts council		50.0%	4
State government, non-arts		12.5%	1
City arts council		50.0%	4
City government, non-arts		37.5%	3
Corporations		62.5%	5
Foundations		62.5%	5
<b>Self-initiated fundraising initiatives</b>		<b>75.0%</b>	<b>6</b>
Other (please specify)		50.0%	4
		<b>answered question</b>	<b>8</b>
		<b>skipped question</b>	<b>0</b>

**34. When your organization applies for funding, approximately what percentage of the grant applications that you submit are to funding programs that have an explicit mandate to support specific cultural or ethnic communities?**

		Response Percent	Response Count
0%		42.9%	3
More than 0% but less than 25%		42.9%	3
25 to 50%		0.0%	0
More than 50%		14.3%	1
<b>answered question</b>			<b>7</b>
<b>skipped question</b>			<b>1</b>


**35. How familiar are you with other organizations, whether located locally, regionally, nationally or internationally, that share your organization's artistic and cultural/ethnic focus?**

		Response Percent	Response Count
Very familiar		37.5%	3
Somewhat familiar		50.0%	4
Not familiar		12.5%	1
<b>answered question</b>			<b>8</b>
<b>skipped question</b>			<b>0</b>


**36. Please describe your current relationship with other arts organizations that share your organization’s cultural/ethnic focus, whether or not such organizations share your artistic focus.**

	Frequent interaction, good relationship	Frequent interaction, poor relationship	Infrequent interaction, good relationship	Infrequent interaction, poor relationship	No relationship	Rating Count
Local	<b>87.5% (7)</b>	0.0% (0)	0.0% (0)	12.5% (1)	0.0% (0)	8
Regional	37.5% (3)	0.0% (0)	<b>50.0% (4)</b>	12.5% (1)	0.0% (0)	8
National	14.3% (1)	0.0% (0)	<b>57.1% (4)</b>	14.3% (1)	14.3% (1)	7
International	14.3% (1)	0.0% (0)	28.6% (2)	14.3% (1)	<b>42.9% (3)</b>	7
<b>answered question</b>						<b>8</b>
<b>skipped question</b>						<b>0</b>








**37. Do you believe that you share common challenges and needs with other culturally specific arts organizations?**

		Response Percent	Response Count
Yes		100.0%	7
No		0.0%	0
<b>answered question</b>			<b>7</b>
<b>skipped question</b>			<b>1</b>

**38. Would you be interested in collaborating with other culturally specific arts organizations to address your challenges and needs?**

		Response Percent	Response Count
Yes		100.0%	8
No		0.0%	0
		<b>answered question</b>	<b>8</b>
		<b>skipped question</b>	<b>0</b>

**39. During the past year, with which of the following types of organizations have you collaborated? Check all that apply.**

		Response Percent	Response Count
Culturally specific arts organizations sharing the same cultural/ethnic focus		71.4%	5
Culturally specific arts organizations with a different cultural/ethnic focus		71.4%	5
Arts organizations with no cultural/ethnic focus		57.1%	4
Community based non profit organizations without an arts focus		57.1%	4
<b>Educational organizations</b>		<b>100.0%</b>	<b>7</b>
Private, for profit organizations (e.g., local businesses)		42.9%	3
Governmental agencies		57.1%	4
Not currently collaborating with any organizations		0.0%	0
Other (please specify)		0.0%	0
		<b>answered question</b>	<b>7</b>
		<b>skipped question</b>	<b>1</b>



**40. With 1 = most important, please rank the constraints your organization experiences with respect to collaboration. If an item listed below is not a constraint, check N/A for that item.**

	1	2	3	4	5	6	7	8	9	N/A	Rating Average	Rating Count
Financial: insufficient organizational resources to support collaboration	<b>62.5%</b> <b>(5)</b>	12.5% (1)	12.5% (1)	0.0% (0)	0.0% (0)	0.0% (0)	0.0% (0)	0.0% (0)	0.0% (0)	12.5% (1)	1.43	8
Risk: collaboration is perceived as too risky	0.0% (0)	12.5% (1)	0.0% (0)	0.0% (0)	12.5% (1)	0.0% (0)	0.0% (0)	0.0% (0)	0.0% (0)	<b>75.0%</b> <b>(6)</b>	3.50	8
Competition: other organizations are perceived as competitors	0.0% (0)	25.0% (2)	12.5% (1)	0.0% (0)	0.0% (0)	12.5% (1)	0.0% (0)	0.0% (0)	0.0% (0)	<b>50.0%</b> <b>(4)</b>	3.25	8
Support: lack of board support for collaboration	0.0% (0)	0.0% (0)	12.5% (1)	12.5% (1)	0.0% (0)	0.0% (0)	12.5% (1)	0.0% (0)	0.0% (0)	<b>62.5%</b> <b>(5)</b>	4.67	8
Time: insufficient time to organize and engage in collaboration	12.5% (1)	<b>37.5%</b> <b>(3)</b>	0.0% (0)	12.5% (1)	12.5% (1)	0.0% (0)	0.0% (0)	0.0% (0)	0.0% (0)	25.0% (2)	2.67	8
Knowledge: lack of knowledge of potential collaborators	0.0% (0)	0.0% (0)	25.0% (2)	<b>37.5%</b> <b>(3)</b>	0.0% (0)	12.5% (1)	0.0% (0)	0.0% (0)	0.0% (0)	25.0% (2)	4.00	8
Interest: collaboration is not of interest	0.0% (0)	0.0% (0)	25.0% (2)	0.0% (0)	0.0% (0)	0.0% (0)	12.5% (1)	0.0% (0)	0.0% (0)	<b>62.5%</b> <b>(5)</b>	4.33	8
Other	0.0% (0)	0.0% (0)	0.0% (0)	0.0% (0)	12.5% (1)	0.0% (0)	0.0% (0)	25.0% (2)	0.0% (0)	<b>62.5%</b> <b>(5)</b>	7.00	8
No constraints to collaboration	25.0% (2)	0.0% (0)	0.0% (0)	0.0% (0)	0.0% (0)	12.5% (1)	0.0% (0)	0.0% (0)	25.0% (2)	<b>37.5%</b> <b>(3)</b>	5.20	8
<b>answered question</b>											<b>8</b>	
<b>skipped question</b>											<b>0</b>	

**41. This survey is part of a larger research project on culturally specific arts organizations. Are you willing to participate in a follow-up interview for this project? We estimate that an interview will take approximately 1 hour.**

		Response Percent	Response Count
Yes, I am willing to be contacted		75.0%	6
No, I do not wish to participate in a follow-up interview		25.0%	2
<b>answered question</b>			<b>8</b>
<b>skipped question</b>			<b>0</b>

**42. If you answered yes to the previous question, please list your organization's name. Note that your answers to this survey will remain confidential; identification of your organization permits the Project Leads to ask follow-up questions to the answers you provided in this survey.**

	Response Count
	6
<b>answered question</b>	<b>6</b>
<b>skipped question</b>	<b>2</b>

**43. Do you have any general comments about this survey or the research project?**

	<b>Response Count</b>
	4
<b>answered question</b>	<b>4</b>
<b>skipped question</b>	<b>4</b>